

HPSC - Weekly HIV & STI Report



Statutory Notifications of HIV and STIs reported in Ireland via the Computerised Infectious Disease Reporting (CIDR) system for:

Week 52, 2021

(Notification Period: 26/12/2021 - 01/01/2022)

Data are Provisional

Report produced by the Health Protection Surveillance Centre on 05/01/2022

More detailed annual reports on HIV and STIs in Ireland are available on the HPSC website at <https://www.hpsc.ie>



Table 1: Summary of HIV and Sexually Transmitted Infections reported for week 52, 2021

Disease	Week Ending	2021	2020	Increase/Decrease	
	01/01/2022	Week 1 - 52	Week 1 - 52	n	%
Chancroid	0	0	0	0	0.00
Chlamydia trachomatis infection	20	7210	6874	336	4.89
Gonorrhoea	24	2147	2058	89	4.32
Granuloma inguinale	0	0	0	0	0.00
Herpes simplex (genital)	0	1308	1123	185	16.47
HIV	0	407	442	-35	-7.92
Lymphogranuloma venereum	0	13	12	1	8.33
Syphilis (early infectious)	5	797	586	211	36.01
Trichomoniasis	0	28	39	-11	-28.21
Total	49	11,910	11,134	776	6.97

The number of chlamydia and gonorrhoea notifications reported since week 44 2021 include batch notifications of cases confirmed through the online STI testing service SH24, and cases may have been diagnosed earlier in 2021 rather than during in the week of notification.



Table 2: HIV & Sexually Transmitted Infections by HSE area* for week 52, 2021

	E	M	MW	NE	NW	S	SE	W	Weekly total
Chlamydia trachomatis infection	10	3	6	0	0	1	0	0	20
Gonorrhoea	24	0	0	0	0	0	0	0	24
Syphilis (early infectious)	5	0	0	0	0	0	0	0	5
Total	39	3	6	0	0	1	0	0	49

Table 3: HIV & Sexually Transmitted Infections by HSE area*: annual cumulative figures week 1 - week 52, 2021

	E	M	MW	NE	NW	S	SE	W	Annual total, 2021
Chlamydia trachomatis infection	3669	220	542	364	256	994	553	612	7210
Gonorrhoea	1613	29	67	65	29	165	81	98	2147
Herpes simplex (genital)	801	35	50	57	23	129	100	113	1308
HIV	290	8	15	24	7	29	15	19	407
Lymphogranuloma venereum	10	0	0	2	0	1	0	0	13
Syphilis (early infectious)	635	13	21	21	14	52	16	25	797
Trichomoniasis	9	0	13	1	0	1	3	1	28
Cumulative total this year	7027	305	708	534	329	1371	768	868	11910

* See note 4 on page 8



Table 4: HIV & Sexually Transmitted Infections by age group for week 52, 2021

	0-14 yrs	15-19 yrs	20-24 yrs	25-29 yrs	30-34 yrs	35-39 yrs	40-44 yrs	45-49 yrs	50-59 yrs	60+ yrs	Unkno wn	Weekly total
Chlamydia trachomatis infection	0	2	6	6	3	1	0	1	1	0	0	20
Gonorrhoea	0	0	3	9	6	2	2	1	0	1	0	24
Syphilis (early infectious)	0	0	0	2	0	1	1	0	1	0	0	5
Weekly Total	0	2	9	17	9	4	3	2	2	1	0	49

Table 5: HIV & Sexually Transmitted Infections by age group: annual cumulative figures week 1 - week 52, 2021

	0-14 yrs	15-19 yrs	20-24 yrs	25-29 yrs	30-34 yrs	35-39 yrs	40-44 yrs	45-49 yrs	50-59 yrs	60+ yrs	Unkno wn	Annual total, 2021
Chlamydia trachomatis infection	20	698	2811	1598	962	503	270	159	143	44	2	7210
Gonorrhoea	1	73	348	505	511	306	158	109	101	35	0	2147
Herpes simplex (genital)	3	135	337	270	194	115	71	65	72	45	1	1308
HIV	0	5	20	70	90	68	35	52	50	17	0	407
Lymphogranuloma venereum	0	0	0	2	7	0	1	3	0	0	0	13
Syphilis (early infectious)	1	11	73	148	200	127	93	48	79	17	0	797
Trichomoniasis	0	1	9	5	4	1	4	2	2	0	0	28
Cumulative total this year	25	923	3598	2598	1968	1120	632	438	447	158	3	11910



Table 6: HIV & Sexually Transmitted Infections by gender for week 52, 2021

	Male	Female	Unknown	Not Specified	Weekly total
Chlamydia trachomatis infection	15	5	0	0	20
Gonorrhoea	21	3	0	0	24
Herpes simplex (genital)	0	0	0	0	0
HIV	0	0	0	0	0
Lymphogranuloma venereum	0	0	0	0	0
Syphilis (early infectious)	5	0	0	0	5
Trichomoniasis	0	0	0	0	0
Weekly Total	41	8	0	0	49

Table 7: HIV & Sexually Transmitted Infections by gender: annual cumulative figures week 1 - week 52, 2021

	Male	Female	Unknown	Not Specified	Annual total, 2021
Chlamydia trachomatis infection	3786	3360	37	27	7210
Gonorrhoea	1920	218	6	3	2147
Herpes simplex (genital)	406	891	10	1	1308
HIV	315	86	5	1	407
Lymphogranuloma venereum	13	0	0	0	13
Syphilis (early infectious)	740	56	1	0	797
Trichomoniasis	0	26	0	2	28
Cumulative total this year	7180	4637	59	34	11910



Table 8: HIV & Sexually Transmitted Infections by case classification for week 52, 2021

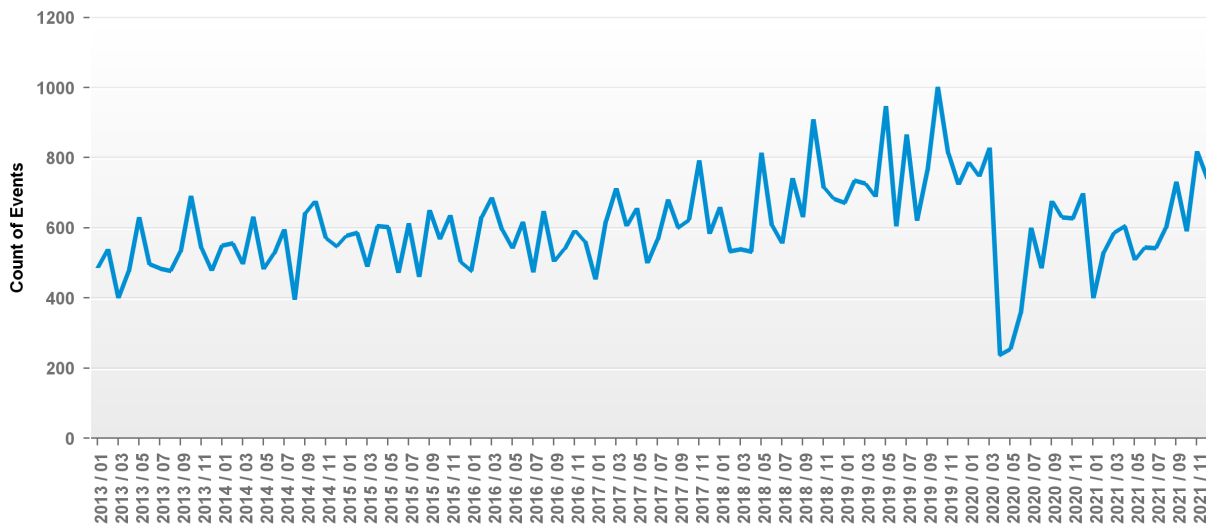
	Confirmed	Probable	Possible	Not Specified	Weekly total
Chlamydia trachomatis infection	20	0	0	0	20
Gonorrhoea	23	0	0	1	24
Herpes simplex (genital)	0	0	0	0	0
HIV	0	0	0	0	0
Lymphogranuloma venereum	0	0	0	0	0
Syphilis (early infectious)	5	0	0	0	5
Trichomoniasis	0	0	0	0	0
Weekly Total	48	0	0	1	49

Table 9: HIV & Sexually Transmitted Infections by case classification: annual cumulative figures week 1 - week 52, 2021

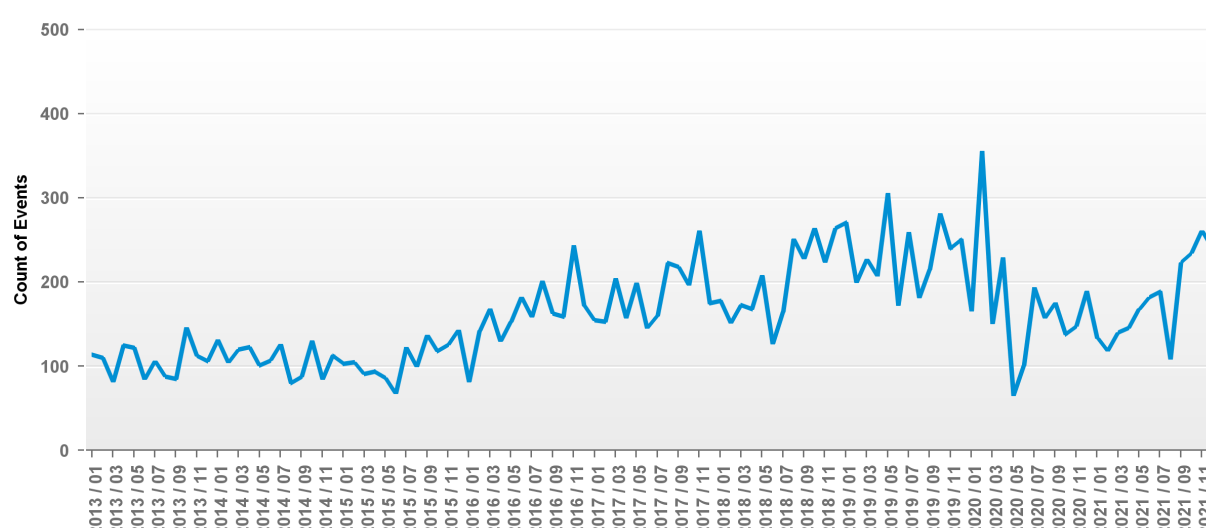
	Confirmed	Probable	Possible	Not Specified	Annual total, 2021
Chlamydia trachomatis infection	7210	0	0	0	7210
Gonorrhoea	2146	0	0	1	2147
Herpes simplex (genital)	1306	2	0	0	1308
HIV	407	0	0	0	407
Lymphogranuloma venereum	12	1	0	0	13
Syphilis (early infectious)	784	12	1	0	797
Trichomoniasis	28	0	0	0	28
Cumulative total this year	11893	15	1	1	11910



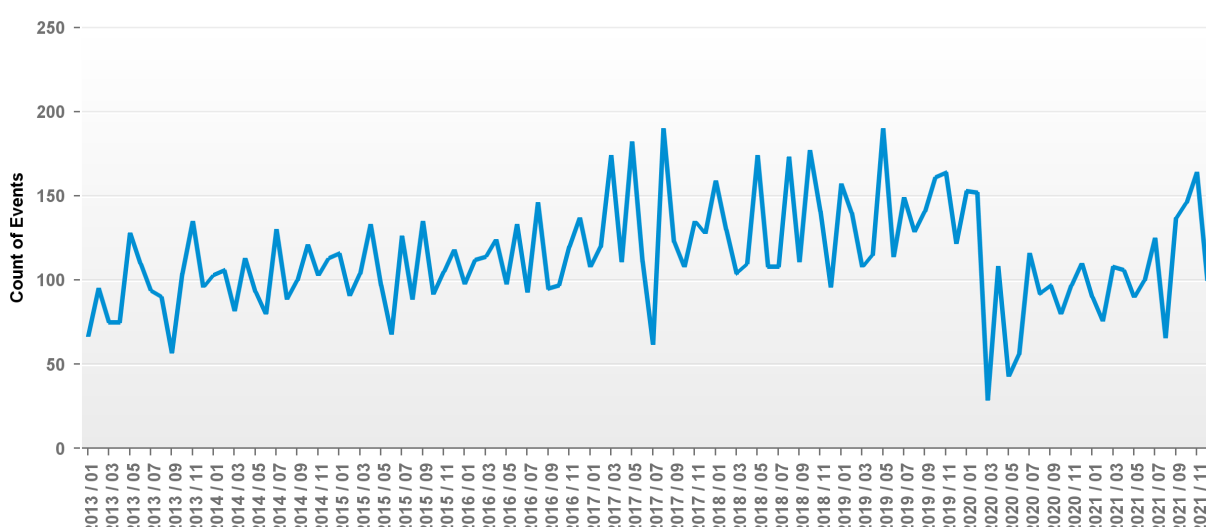
Graph 1: Chlamydia notifications by month, week 1, 2013 - week 52, 2021



Graph 2 : Gonorrhoea notifications by month, week 1, 2013 - week 52, 2021

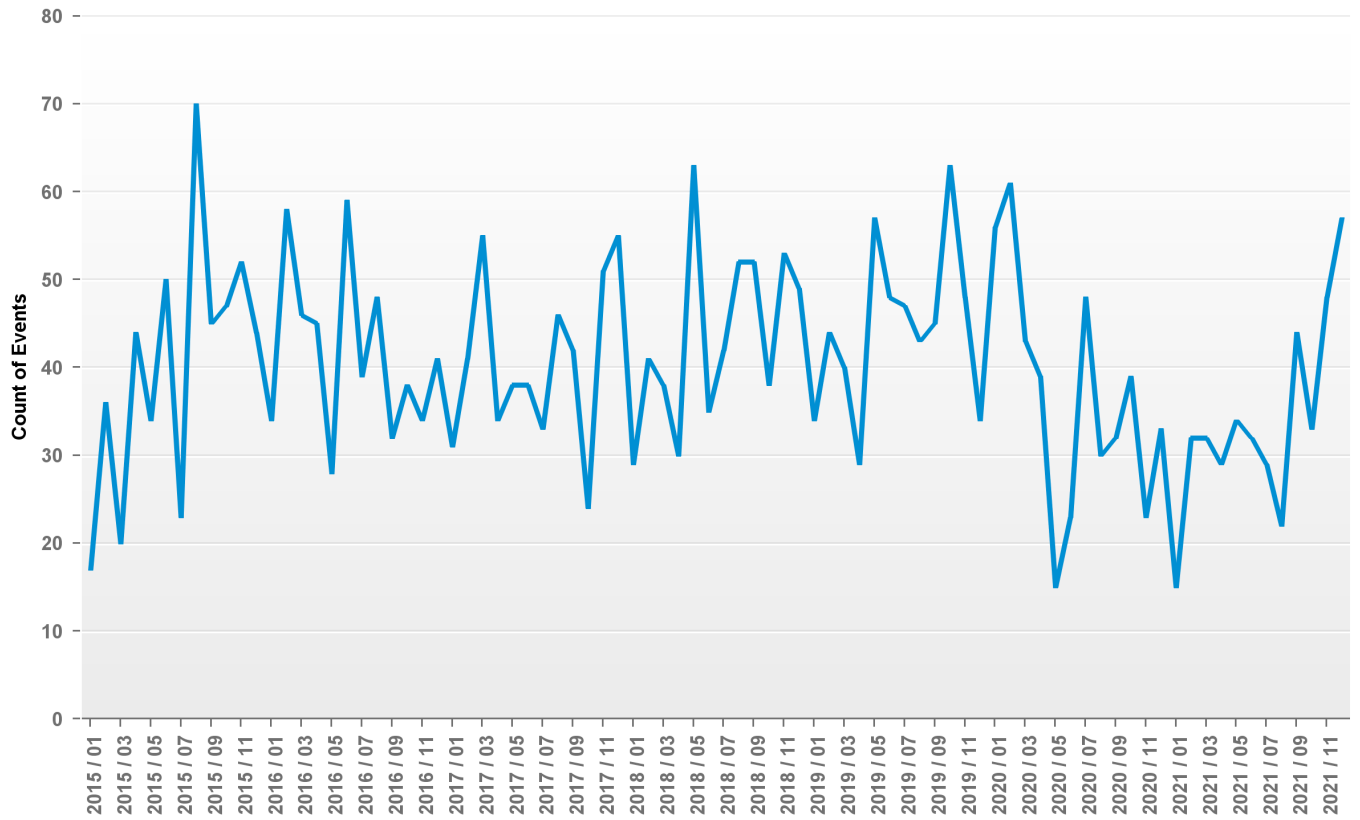


Graph 3: Herpes simplex (genital) notifications by month, week 1, 2013 - week 52, 2021

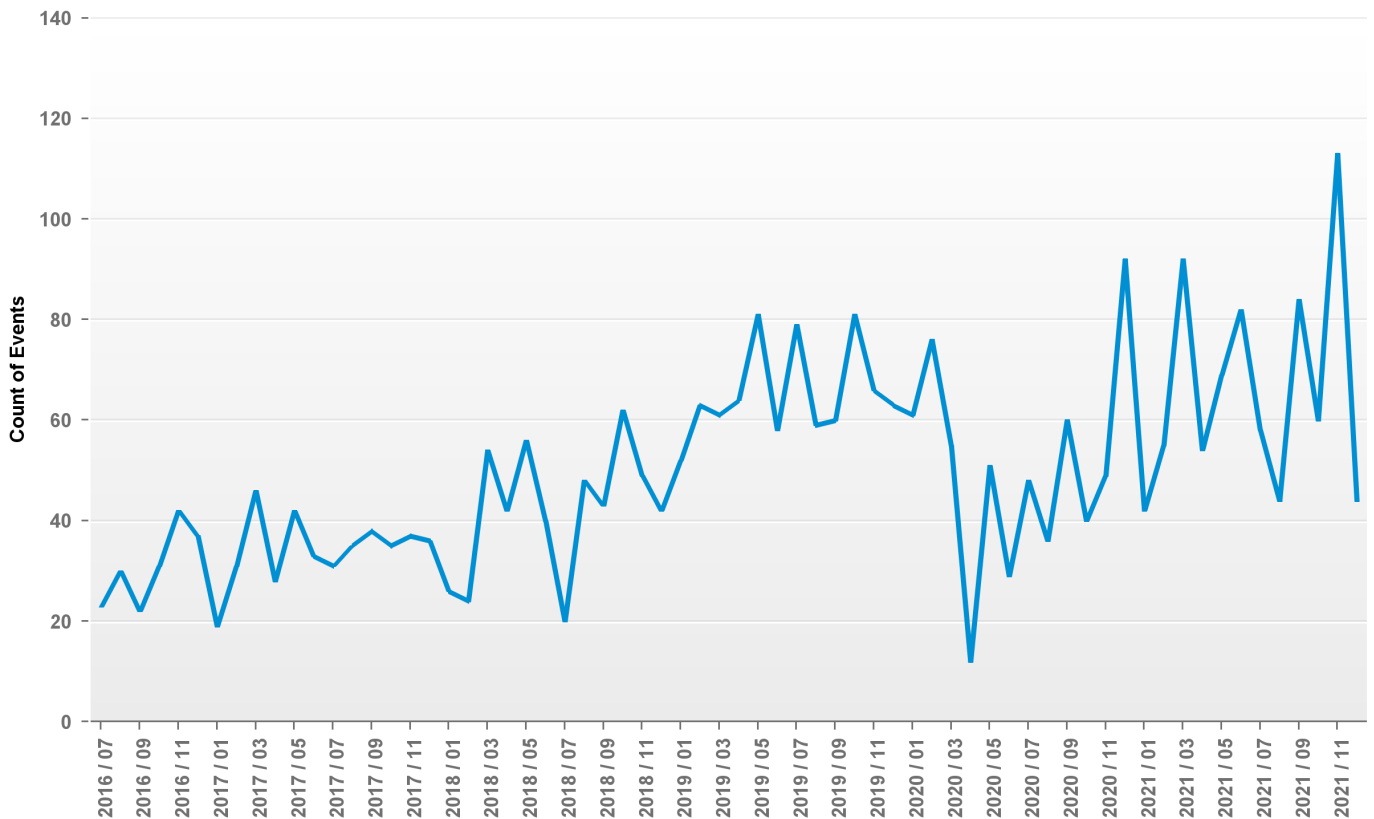




Graph 4: HIV notifications by month, week 1, 2015 - week 52, 2021



Graph 5: Syphilis notifications by month, week 27, 2016 - week 52, 2021





Guidance notes

1. This report contains data on notifiable STIs (excluding Ano-Genital Warts (AGW) and Non-Specific Urethritis (NSU)), and HIV reported weekly to Departments of Public Health from clinical or laboratory sources. Data included in this report are based on the date the information is entered into/authorised on CIDR by Public Health.

2. Data for this report are provisional and were extracted from CIDR on 05 January 2022, and were correct at the time that data were extracted. Information from previous years is updated on an ongoing basis in CIDR, therefore data in this report may be updated in future reports.

3. Aggregate data on AGW and NSU are reported to HPSC on a quarterly basis from Departments of Public Health and are reported in the annual STI reports.

4. The counties covered by each HSE area are as follows:
HSE East (E): Dublin, Kildare & Wicklow;
HSE Midlands (M): Laois, Longford, Offaly & Westmeath;
HSE Midwest (MW): Clare, Limerick & N. Tipperary;
HSE Northeast (NE): Cavan, Louth, Meath & Monaghan;
HSE Northwest (NW): Donegal, Leitrim & Sligo;
HSE South (S): Kerry & Cork;
HSE Southeast (SE): Carlow, Kilkenny, S. Tipperary, Waterford & Wexford;
HSE West (W): Galway, Mayo & Roscommon.

5. The Irish case definition for syphilis changed on 1st January, 2014 and from this date, syphilis notifications include early (infectious) syphilis only. Direct comparison of 2014 syphilis notification data with notification data for previous years (which includes non-infectious cases) is not valid. In July, 2016, the laboratory criteria were updated and since January, 2019, symptomatic cases which do not meet the laboratory criteria are notifiable as probable cases.

6. Case definitions for HIV and STIs are available on the HPSC website at <https://www.hpsc.ie/notifiablediseases/casedefinitions/>